

Spotswood Primary School

Newsletter

Term 4 Week 2 • Friday 18th October 2024



"Where everybody is somebody"



Dear families,

Swimming

Today is the last day of our Prep – 2 swimming program, I was just remarking that we didn't even need to leave the school to go swimming today! I am in my office listening to the rain coming down as I type the newsletter this morning. My mum would be saying 'it's lovely weather for ducks!'

Our Prep-2 students have been amazing with how well they have managed during our swimming program over the past two weeks. They have shown great independence and confidence as they have navigated the routine and schedule and practised their swimming skills at the pool. Well done everyone! Next week our Year 3-6 students will have their turn.

Art Show

Next week we are very excited that our Art Show will be here! Last night staff all joined Ms Asp to start setting up the space and it will be exciting to see it transform to an under the sea environment over the coming days. We can't wait to share our students' wonderful art work with our community and hope you are able to make it.

To purchase tickets, go to <https://compasstix.com/e/1to6yzwjuk> or scan the QR code on the poster at the back of this newsletter or on any of the posters displayed around the school.

Lunch Orders

Lunch orders are now available two days a week, on Mondays and Fridays. Students in Year 3-6 will not be able to have lunch orders next week due to the swimming timetable.

Sushi Day

We also have our next sushi day coming up on Wednesday 30th October. You can order here:

<http://www.sushi.net.au/>

Year 5/6 students will be on an excursion this day in the morning, but will return to school in time for lunch so can still order.

Pupil Free Day

Families are reminded that we have a Pupil Free Day on Monday 18th November. This day staff will be undertaking assessment and reporting processes. Kelly Club will be open for bookings for those who may require care for their children this day.

Dental Program - Smile Squad

As previously advised, from Monday 28th October the Smile Squad will be here providing dental health examinations as part of a Victorian Government program to provide free dental care. If you would like your child to participate in this program please provide permission here: <https://bit.ly/smilesquadvic>

...continued on next page

School Nurse

Prep families have received information and a QR code for the school nurse program. This program is a free service offered by the Department of Education to all prep students. The program aims to assist in the early identification of any potential health and development related learning difficulties.

We ask families to use the QR code below to provide consent for your child to be seen by the school nurse this term. If you do not wish your child to be seen by the school nurse, you must use the QR code and select 'I do not give consent'.

Please log in and do this by 24th October at the latest so that we can arrange scheduling with the school nursing team.



New Seats

We have had some new outdoor furniture installed near the playgrounds. This was made possible through funds raised from the Slow Food Market and we thank them for the support. Students have been making good use of this new furniture already and it has become a popular new place to gather. We hope families also find it a nice place to sit at the end of the day waiting for pick up or after school watching students play on the playgrounds.



Sand Pit Fix

Our much loved and well utilised sand pit has had a well-deserved upgrade with a new top installed this week. The old timbers had become a bit eroded over time and now students have a whole new bench around the pit to sit on and continue playing in this area.



Curriculum Update – Term 4 Week 3

Prep	
Reading	WALT recognise different settings in stories WALT use the pictures and clues in the story to help us know where the story takes place
Writing	WALT write a weekend recount Genre: Narrative WALT describe settings WALT write CVC words
Spelling	Can you bring a fork from the bench? f and k as in fork digraph ar as in car
Maths	100+ Days of School Whole Number Place Value: quantify and compare collections to at least 20 using counting and explain or demonstrate reasoning
SWPB / Respectful Relationships	'Anyone can choose'
Grade 1 / 2	
Reading	Mentor Text: 10 Pomegranate Street. WALT: Predict and connect to the text I read. Library: Don't judge a book by its cover!
Writing	Convention & Craft: Commas Genre: Procedural Features, structure and purpose
Spelling	tch as in watch
Maths	Addition & Subtraction: Friends of 10. Using number lines.
SWPB / Respectful Relationships	RRRR Module 8, Activity 1: What is Fair Play?
Grade 3 / 4	
Reading	Mentor Texts: Short explanation texts Craft and Convention: Cause and effect
Writing	Genre: Explanation texts WALT: Explore the genre of explanation texts. Experiment with writing explanation texts.
Spelling	eight as in eight and a-e as in tape.
Maths	Statistics & Probability: Chance WALT: Conduct repeated chance experiments; identify and describe possible outcomes, record the results, and recognise and discuss the variation.
SWPB / Respectful Relationships	Respectful Relationships
Grade 5 / 6	
Reading	Mentor Text: 'How to Tackle Your Dreams' Reading Skills <ul style="list-style-type: none"> • Orientating a text - context, setting, characters, themes • Prediction and plot • Synthesising visual non-fiction texts
Writing	Genre: Poetry Writing skills <ul style="list-style-type: none"> • Learning about sound and imagery in poetry • Using vivid vocabulary • Using idioms
Spelling	/ar/ making or sound as in warm /ough/ making or sound as in bought

Maths	Measurement: Angles
SWPB / Respectful Relationships	Respectful relationships. What is violence? <ul style="list-style-type: none"> Types of violence and their emotional impact.



Justin Canny
Assistant Principal

What's Happening In Our Classrooms (Week 1)

Prep – Swimming Program

Term four has started for the preps (and 1/2s) in a whirlwind of excitement, nerves, fun and exhaustion with the commencement of our annual swimming program. The sessions and activities themselves have been differentiated to cater for individual students' capabilities and needs. Students have been learning various strokes as well as general water safety. Thus far this has been equal parts fun and challenging, and extremely rewarding. It has been so pleasing to see the growth in confidence throughout the early part of this program, and the enjoyment being had by all.



Aaron Turner
Prep T Classroom Teacher

Year 1/2 – Swimming Program


Just like the Preps, our 1/2s have thoroughly enjoyed the start to this year's swimming program. Our students have exemplarily represented Spotswood Primary School, demonstrating their awareness of, and commitment to, our School-Wide Positive Behaviour matrix while outside school grounds. Our 1/2s have set a great example for their Prep peers by listening respectfully and attentively to their teachers, swimming instructors and other adult helpers; being safety-conscious around the pool; and taking responsibility for their belongings. A big thanks to all the parent helpers who have come with us this week, and committed to attending next week, as well - such support is essential to activities like this running smoothly!




Simon Pollard
1/2P Classroom Teacher

Year 3/4 – Mathematics: Geometric Reasoning

This week during Maths the students have been searching our environment and identifying different types of angles including acute, obtuse, straight and right angles. Students also created these angles with their bodies. Then they worked collaboratively to create posters, drawings or photos of what they discovered!





Tracey Kelly
3/4K Classroom Teacher

Year 5/6 – Poetry

This week, the students in 5/6 have begun to explore poetry as a medium for the expression of ineffable feelings and ideas. We began this week by reading some famous poems and identifying the underlying themes. Students then explored some possible themes for their poetry anthology such as family, power, change, nature, escape, and betrayal (just to name a few). From there, they developed different ideas that relate to their theme. So far, we have explored the Dylan Thomas Portrait style of poetry, the Cinquain poem, and Free Verse. The Dylan Thomas Portrait aims to conjure an image in the reader’s mind, much like a real portrait. Here are some of the poems students have been working on this week.

Scared a lot
Swimming hard
Terrible swimmer
Can't swim
Heart pacing
Very scary
Don't worry, just have some faith and take your time.

Have you ever experienced siblings?
Annoying voices
Unfair circumstances
Huge fights
Bad pranks
FRUSTRATING!

Have you ever had a bad friend?
Cold-shouldering
Unfair excluding
Cold staring
Lonely

Have you ever talked to your religious figure?
Shy conversations
Peacefully praying
Happily praying
Talks together
Inner peace
Belief.






Emily Matheson
5/6E Classroom Teacher

What's Happening In Our Classrooms (Week 2)

Prep – Reading

The preps have been learning all about characters in stories for reading. We have learnt that characters can be animals or humans, and they have inside and outside traits. For this lesson, students learnt that stories sometimes have 'good' and 'bad' characters. We listened to the famous fairytale 'Red Riding Hood' and identified the Little Red Riding Hood and the Big Bad Wolf as good and bad characters. Students drew the characters and had to describe them in three words. They did such a terrific job!!

Joshua, Leo, Bridie, Una



Bridget Sherrin
Prep S Classroom Teacher

Year 1/2 – Swimming Continued

This week, the Year 1/2 students have continued their swimming program and it has been wonderful to witness their progress. In just two short weeks, the children have made impressive strides in their swimming abilities. They've also shown great independence by confidently organising themselves before and after each lesson, from managing their belongings to preparing for the pool. It's been fantastic to see their growth, both in the water and in developing these essential life skills. A big congratulations to all of the students who partook in the program, you should be very proud of yourselves.



Maddison Knight
1/2K Classroom Teacher

Year 3/4 – Reading and Writing

This week we have been exploring the structure and specific vocabulary used in explanation texts. Students have read a wide range of explanation texts looking for time order connectives, verbs, present tense and technical words. They have also practised writing an explanation text about how a hot air balloon works. Students took notes then composed a draft in their own words by including a hook, introduction, description of how it works and a concluding summary. Now they are ready to research a topic of their own choice by developing a question and researching how it works!



Explanation Text Writing Scaffold

Title: How do hot air balloons float?

Introduction (Provides a brief overview of the object, event or process.)

- Big balloon with a basket to carry people
- carries people in the sky for a good view

Description (A series of paragraphs that explain the 'how' and the 'why'.)

- ~~the~~ flames heat up the molecules
- hot molecules spread out and speeds up
- the balloon is full and starts to rise
- the hole at the top is opened and the air gets out, ~~the~~ and descends

Conclusion (Provides a brief summary.)

- hot air rises to float and to carry you
- you can see to watch
- view is spectacular, enjoy the sky!

Explanation Text Writing Scaffold

Title: How does a hot air balloon work?

Introduction (Provides a brief overview of the object, event or process.)

- balloon that carries people
- the basket is heavy but light

Description (A series of paragraphs that explain the 'how' and the 'why'.)

- ~~flames~~ because molecules go crazy and
- float down by cooling down
- carry people to get good view

Conclusion (Provides a brief summary.)

- there is a lovely view
- sit back and relax

Title: Hot air balloons

Hook

How does a hot air balloon work? It's pretty simple so that's what I'm doing today.

Introduction

A hot air balloon is something our grandparents use and gives them a great view.

Description - How/Why

At first the hot air balloon has a hole in the bottom because the air on the outside comes through the bottom and makes it lighter.

After that they put sand bags on the hot air balloon to tie it to a car or to keep it down.

Conclusion

And now you're in the sky with a great view and you're having fun.

Title: How do hot air balloons float?

Hook

Have you ever wondered how hot air balloons float. Keep reading to find out.

Introduction

People go like hot air balloons to see the view. A hot air balloon is a large balloon connected to a basket by ropes.

Description - How/Why

Firstly, the hot air balloon is on the ground and it's filled up with air. People get into it and use a fan with the hot air balloon is filled up with air people get into it and use a fan with the hot air balloon. The captain turns on the burner and the air inside starts to get warm. The warm air makes the molecules bounce around.

To finish, firstly when the molecules bounce around then the warm air starts to rise and rise, when it starts to come down.

Conclusion

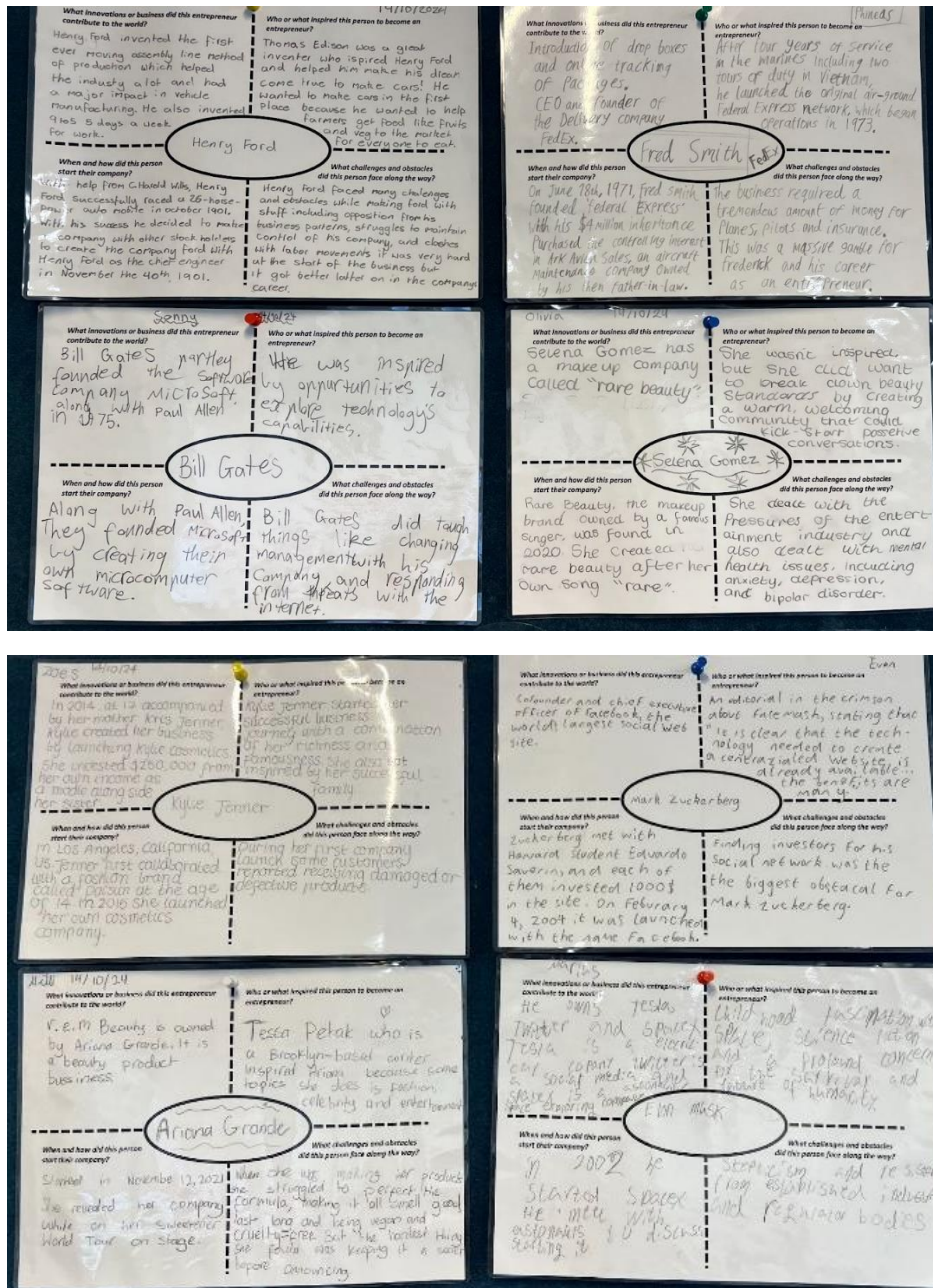
Now in the sky, focusing on the view, maybe you should try it out.

Sally Vaughan
3/4V Classroom Teacher

Year 5/6 - Inquiry

This week, the students in 5/6 have been actively engaged in researching the world of entrepreneurship and creating informative posters. We began by investigating well-known entrepreneurs, comparing their businesses and personal characteristics to identify common traits that have contributed to their success. Students then selected a business of interest and delved into its establishment, examining elements like the logo, design, and advertising strategies. They also discussed what makes a store successful, what attracts customers, and the concept of a 'target audience' in preparation for our upcoming excursion. Students also brainstormed the positive and negative impacts of advertising, working in pairs and small groups to explore this important topic.

Here are some of the insightful projects the students have been developing this week:





Jina Oh
5/6M Classroom Teacher

Specialist - PE

Why did the Chicken **Lacrosse** the road?

Because it was learning a fun and exciting game involving throwing and catching!

That joke isn't very good, however the excitement around our unit on the game of Lacrosse is at a very high level. Our Prep to Four students are using the Yellow scoops to throw and catch as it is a little easier to control and perform the skill, but our 5/6s are going full stick and picking up the skills very quickly. Looking forward to playing some modified games over the coming weeks.



Chris Lamb
PE Teacher



To:

Indie, Freddie T, Tobie, Summer, Olivia Welsh, Sophie C, Grace C, Olivia G,
Tabitha, Rubi N, Winter H, Frances S

Dates To Remember:

Monday 21st October Year 3 to 6 Swimming Program
Tuesday 22nd October..... Year 3 to 6 Swimming Program
Wednesday 23rd October Year 3 to 6 Swimming Program
Thursday 24th October Year 3 to 6 Swimming Program
Art Show (5pm – 8.30pm)
Friday 25th October Year 3 to 6 Swimming Program
Assembly (3.15pm)
Saturday 26th October..... Slow Food Market (9am – 1pm)
Monday 28th October Smile Squad Program starts (for students with permission to participate)
Tuesday 29th October Finance Sub-Committee meeting (5.30pm)
School Council meeting (6.15pm)
Wednesday 30th October Year 5/6 Excursion to Docklands (returning by lunchtime)
Sushi Day
Thursday 31st October Prep-2 'Kitchen Chemistry' Science Incursion
Friday 1st November Prep-2 'Kitchen Chemistry' Science Incursion
Assembly (3.15pm)
Monday 4th November No lunch orders today
Tuesday 5th November Melbourne Cup Day Public Holiday (no children at school)
Wednesday 6th November Prep 2025 Parent Information Session (7pm - 8pm)
Friday 8th November Prep Breakfast (8am)
Assembly (3.15pm)
Wednesday 13th November Prep 2025 Transition Session 1 (9.15am – 10.45am)
Thursday 14th November Year 2 Sleepover
Friday 15th November Year 2 Excursion
Assembly (3.15pm)
Monday 18th November Pupil Free Day
Wednesday 20th November Prep 2025 Transition Session 2 (9.15am - 10.45am)
Sushi Day
Thursday 21st November Year 1 Night of Fun
Friday 22nd November..... Assembly (3.15pm)
Saturday 23rd November..... Slow Food Market (9am - 1pm)



Spotswood
primary school

ART SHOW

UNDER THE SEA

Biennial Fundraiser

Thursday Oct 24th

5.00pm-8.30pm

Everyone Welcome!

Dress: Inspired by the sea

Immersive Exhibition
of Student Artwork

Live Auction

Food & Drinks

Music

Tickets

